


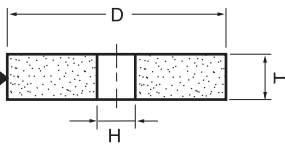
Recommendations

Application	For Steel	For Cast Iron	For Stone
Rough	A16QB, AZ16QB	AC16QB	C24LB, C36LB, GC24B, GC36LB
Medium	A24PB, AZ20QB	AC24PB	C46KB, C60KB, GC46KB, GC60KB
Fine	A36PB	AC36PB	C80JB, C120JB, GC80JB, GC120JB



Standard Shapes

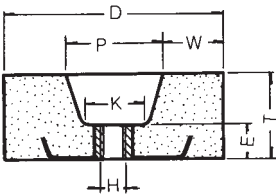
Type 1



Standard Sizes & Specifications

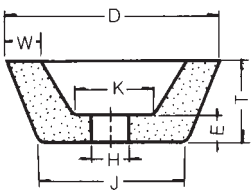
Shape	Sizes (D x T x H)		max. rpm.	Standard Specification		Remark
	inch	mm				
1	3" x 1/4" x 3/8"	75 x 6 x 9.53 mm	12,732	A24-RB	A46-QB	
	3" x 3/8" x 3/8"	75 x 10 x 9.53	12,732	A24-RB	A46-QB	
	3" x 1/2" x 3/8"	75 x 13 x 9.53	12,732	A24-RB	A46-QB	
	4" x 1" x 5/8"	100 x 25 x 15.88	9,549	A24-RB	A46-QB	
	6" x 1" x 5/8"	150 x 25 x 15.88	6,366	A16-QB	A46-QB	
	8" x 3/4" x 5/8"	205 x 19 x 15.88	4,658	A16-QB	A46-QB	
	8" x 1" x 5/8"	205 x 25 x 15.88	4,658	A16-QB	A46-QB	

Type 6-1 Straight Cup

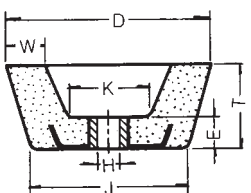


Shape	Size (mm & inch)					Max. rpm.	Standard Specification			Remark
	D x T x H	W	E	J	K		Rough	Medium	Fine	
6-1	2-1/2" x 2" x 5/8"-11 (63.5 x 50 x M14)	3/4"	3/4"			13,100	A16-QB	A24-PB	A36-PB	
							AC16-QB	AC24-PB	AC36-PB	
							AZ16-QB	AZ20-QB		
6-1	4" x 1-3/4" x 5/8"-11 (100 x 45 x M14)	1-3/16"	1/2"			8,500	A16-QB	A24-PB	A36-PB	
							AC16-QB	AC24-PB	AC36-PB	
							AZ16-QB	AZ20-QB		
6-1	5" x 2" x 5/8"-11 (125 x 50 x M14)	1-1/4"	1/2"			6,800	A16-QB	A24-PB	A36-PB	
							AC16-QB	AC24-PB	AC36-PB	
							AZ16-QB	AZ20-QB		
6-1	6" x 2" x 5/8"-11 (150 x 50 x M14)	1-1/2"	3/4"			6,000	A14-QB	A20-QB	A30-PB	
							AC14-QB	AC20-QB	AC30-PB	
							AZ14-QB	AZ20-QB		
11	4" x 2" x 7/8" (100 x 50 x 22.23)	3/4"	3/8"	3-1/8"	1-1/2"	8,500	A16-QB	A24-PB	A36-PB	
							C24-LB	C46-KB	C80-JB	
11	4-1/2" x 2" x 7/8" (110 x 50 x 22.23)	3/4"	1/2"	3-1/2"	1-3/4"	8,500	A16-QB	A24-PB	A36-PB	
							C24-LB	C46-KB	C80-JB	
11	5" x 2" x 7/8" (125 x 50 x 22.23)	3/4"	1/2"	3-1/2"	2"	6,800	A16-QB	A24-PB	A36-PB	
							C24-LB	C46-KB	C80-JB	
11-2	4" x 2" x 5/8"-11 (100 x 50 x M14)	3/4"	3/8"	3-1/8"	1-1/2"	8,500	A16-QB	A24-PB	A36-PB	
							AC16-QB	AC24-PB	AC36-PB	
							C24-LB	C46-KB	C80-JB	
11-2	4-1/2" x 2" x 5/8"-11 (110 x 50 x M14)	3/4"	1/2"	3-1/2"	1-3/4"	8,500	A16-QB	A24-PB	A36-PB	
							AC16-QB	AC24-PB	AC36-PB	
							C24-LB	C46-KB	C80-JB	
11-2	5" x 2" x 5/8"-11 (125 x 50 x M14)	1"	3/4"	3-3/4"	2"	6,800	A16-QB	A24-PB	A36-PB	
							AC16-QB	AC24-PB	AC36-PB	
							C24-LB	C46-KB	C80-SB	
11-2	6" x 2" x 5/8"-11 (150 x 50 x M14)	7/8"	3/4"	4-3/4"	2-7/8"	6,000	A14-QB	A20-QB	A30-PB	
							AC14-QB	AC20-QB	AC30-PB	
							AZ14-QB	AZ20-QB		

Type 11 Flaring Cup



Type 11-2 Flaring Cup With Nut Inserted Dish

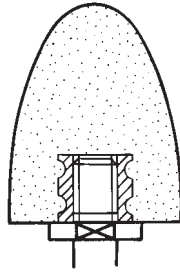


Note: 1. These wheels should be used with a proper machine guard.
2. Additional sizes & specifications are available on request.


Cones and Plugs

CORRECT MOUNTING OF CONES & PLUGS

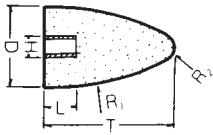
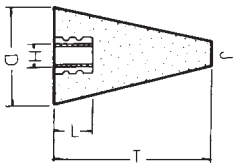
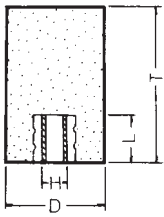
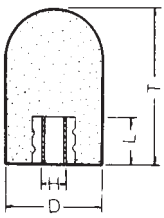
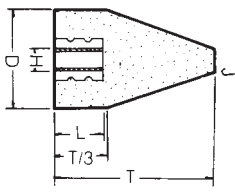
Application Guide:
For Steel: A24QB, AZ20RB
For Cast Iron: AC24QB
For Stone: C24NV



The threaded mandrel is shorter than the blind hole to ensure flat contact between the wheel and the flange.



Standard Specifications

Standard Shape	D x T		Thread		Resinoid(B)	Remark
	inch	mm			Max. rpm	
Shape 16 CONES 	1-1/4" x 2"	32 x 50	3/8"-24	M10	20,890	
	1-1/2" x 2-1/2"	40 x 65	3/8"-24	M12	16,710	
	2" x 3"	50 x 80	5/8"-11	M12	13,370	
	2-1/2" x 3"	65 x 80	5/8"-11	M16	10,610	
	3" x 4"	80 x 100	5/8"-11	M16	8,360	
Shape 17 CONES 	1-1/4" x 2-1/2"	32 x 65	3/8"-24	M10	20,890	
	2" x 3"	50 x 80	5/8"-11	M12	13,370	
	3" x 4"	80 x 100	5/8"-11	M16	8,360	
Shape 18 PLUGS 	1" x 1-1/2"	25 x 40	3/8"-24		26,790	
	1-1/4" x 1-1/2"	32 x 40	3/8"-16		20,890	
	1-1/2" x 1-1/2"	40 x 40	3/8"-16, 3/8"-24		16,710	
	2" x 3"	50 x 80	1/2"-12, 5/8"-11		13,370	
	2-1/2" x 3"	65 x 80	5/8"-11		10,610	
Shape 18R PLUGS 	1" x 1-1/4"	25 x 32	3/8"-16		26,700	
	1" x 2"	25 x 50	3/8"-24		26,700	
	1" x 3"	25 x 80	3/8"-16		26,700	
	1-1/4" x 2"	32 x 50	3/8"-16	M10	20,890	
	1-1/4" x 2-1/2"	32 x 65	3/8"-16		20,890	
	1-1/2" x 1-1/2"	40 x 40	3/8"-16, 3/8"-24		16,710	
	1-1/2" x 2"	40 x 50	3/8"-24		16,710	
	1-1/2" x 2-1/2"	40 x 65	3/8"-16		17,590	
	2" x 2"	50 x 50	3/8"-24		13,370	
	2" x 3"	50 x 75		M12, M16	13,370	
	2-1/4" x 4"	57 x 100		M12	11,730	
Shape 19 PLUGS 	3" x 4"	80 x 100	1/2"-12		8,360	
	2" x 3"	50 x 80	5/8"-11	M12	13,370	
	2" x 4"	50 x 100	5/8"-11	M12	13,370	
	4-1/2" x 4-1/2"	114 x 114	5/8"-11		5,800	
	4-19/32" x 4-3/4"	116 x 120		M16	5,800	

Note: 1. Additional sizes are available on request.